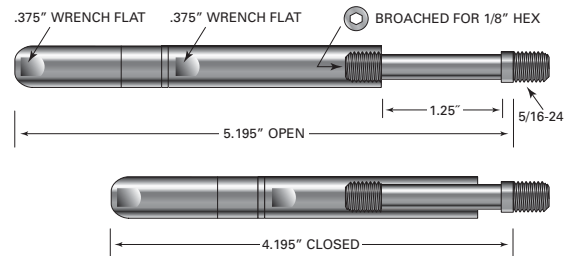



Push-Lock® Tensioner with Threaded Bolt



New for 2016 – the Push-Lock® Tensioner with Threaded Bolt is an exposed, swageless, tensioning, face-of-the-post-mounted fitting that is suitable for use on level runs only, and is available for 1/8" diameter 1x19 stainless steel cable.

The Push-Lock® Tensioner with Threaded Bolt can be used with any fitting on the opposite end of the run. This fitting consists of two separate pieces: the threaded bolt and Push-Lock® tensioning body. The threaded bolt is installed into a pre-drilled and tapped hole in the end post. The cable attaches to the fitting via our Push-Lock® locking wedge system which requires no special tools. The body threads onto the other end of the bolt, connecting the two pieces. Tension is created by securing the post-side segment of the body onto the machine threads while preventing the cable-side segment of the body from turning.



CABLE DIA.	PART NO.
1/8"	PL-SFC-MS-4

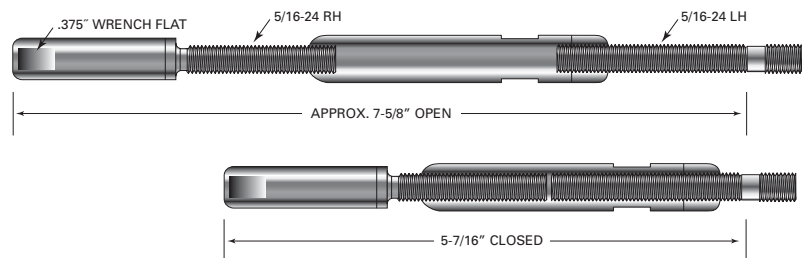

Push-Lock® Turnbuckle Threaded Bolt



The Push-Lock® Turnbuckle Threaded Bolt is an exposed, swageless, tensioning, face-of-the-post-mounted fitting that is suitable for level runs only, and is available for 1/8" and 3/16" diameter 1x19 stainless steel cable.

The Push-Lock® Turnbuckle Threaded Bolt can be used with any fitting on the opposite end of the run. This fitting consists of four separate pieces: the threaded bolt, the body, the lock nut, and the Push-Lock® Stud. The short thread of the threaded bolt is secured into a pre-drilled and tapped hole in the face of the end post. The lock nut is installed all the way onto the exposed machine thread of the threaded bolt first, followed by the body. The Push-Lock® Stud threads into the body, and the cable attaches to the stud fitting via our Push-Lock® locking wedge system which requires no special tools. Tension is created by using the body as a turnbuckle. Once sufficient tension is achieved, the lock nut is secured against the body to prevent the fitting from loosening.

The most likely application for this fitting would be when substantial take-up is required AND there is a preference for a swageless fitting, AND there is less than 2-1/2" of space available in back of the end post.



CABLE DIA.	PART NO.
1/8"	PL-TB-TB-4
3/16"	PL-TB-TB-6